



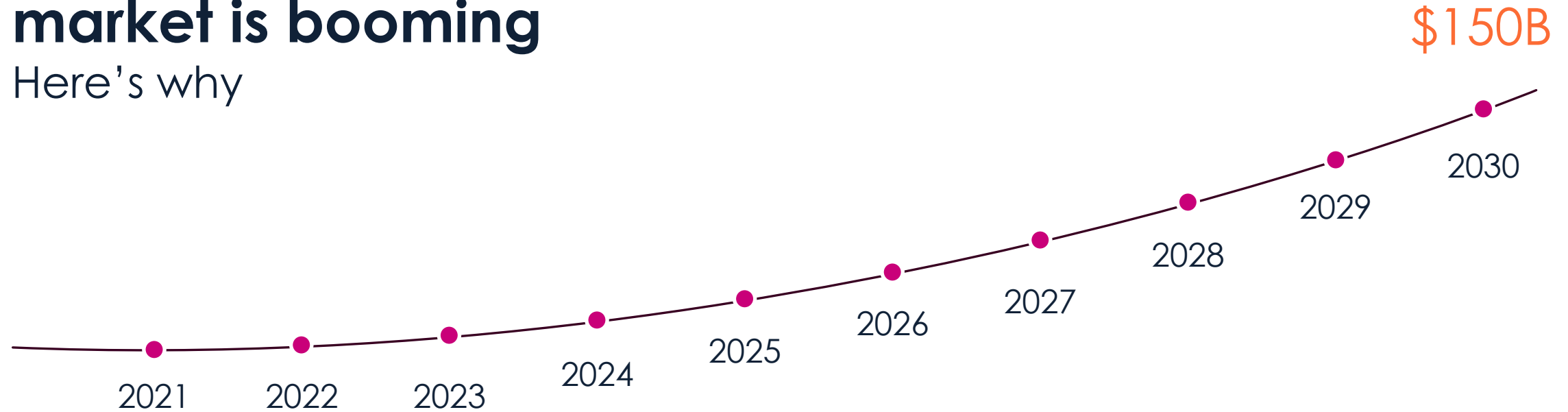
# The Future of Skin rejuvenation laser treatment

Revolutionary versatile technology,  
Ultra small spots,  
Narrowest ablative micro-tunnels,  
Wide coagulation,  
Low pain, Low downtime,  
Safe, All skin types.



# The non-invasive aesthetic treatment market is booming

Here's why



## Zoom Effect

Consumers are spending more time **looking at their reflections** - video calls have permanently changed how we view ourselves.



## Shift Away

Aesthetic lasers are quickly replacing plastic surgery for their quick recovery and minimal discomfort.



## Male and Young Clients

Aesthetic procedures are in high demand among men. Aesthetic medicine offers subtle tweaks instead of dramatic procedures.



For non-invasive treatments,

# Lasers are leading the way



Aesthetic laser treatments are among the **most lucrative services** in the non-invasive sector



There are **5 major issues** with the current laser treatments



# 5 major issues with current lasers

2

## OVERSPECIALIZED

Specialized lasers for each problem

- ✗ Wrinkles
- ✗ Scars
- ✗ Pigmentation-reducing
- ✗ Cost-effectiveness

1

## OVERSATURATED

Me too options



# 5 major issues with current lasers

3

**MULTIPLE  
SIDE EFFECTS**



## Side Effects

- ✗ Scarring
- ✗ Burns
- ✗ Pain
- ✗ Infection
- ✗ Hypopigmentation
- ✗ PIH (Post Inflammatory Hyperpigmentation)



**5** major issues  
with current  
lasers

**4**

**BARRIERS FOR  
PEOPLE OF COLOR**

**50%**

of potential patients of color  
can't receive best treatment





# 5 major issues with current lasers

5

LONG DOWNTIME -  
**UP TO 2 WEEKS!**



# Epicare novel technology

## Specifications

Property	
Wavelength	1940 nm
Average Power	1.8 W
Pulse Duration	12 ns
Pulse Energy	1.8 mJ
Peak Power	150 KW
Repetition Rate	1 KHz
Laser Spot size	40 $\mu$ m



Low power / High efficacy aspect



Small footprint



No need for water cooling



# Outshines the competition

Max results. Min discomfort. Min downtime.

Laser Machine	Epicare	Er-Yag	CO2
Coagulation	<div>BETTER</div> <div>+</div> <div>Hemostasis to 300% Controlled while lase</div>	From 0+ to <<30%	30%
Spot size	<div>SMALLER</div> <div>+</div> <div>40µm Downtime less than 4 days</div>	170µm	120µm
Max power	2 Watt	10Watt	60Watt



Fotona SP Dynamis  
2,940 nm Er:YAG

Fraxel re:store  
1550 nm  
Erbium

UltraPulse,  
10,600 nm  
CO2

## Our vision: All-in-One

One platform for multiple indications with minimal downtime and maximum patient comfort

### Indication:

Wrinkles

Scars

Rejuvenation

All skin types

Pigmentation

Acne Scarring

Tightening



Introducing


# Epicare's Breakthrough Technology

One Laser. Endless Solutions.

## LASERTEAM



- Many fast and high-power laser pulses
- On the same spot.
- With or without peripheral thermal effect

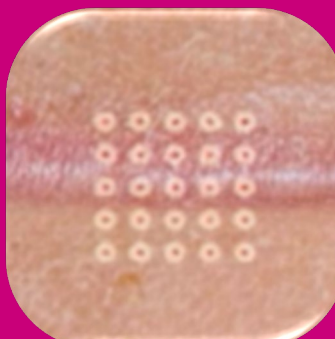


The ability to achieve a wider coagulation density, while performing less epidermis damage

## CO2 Technologies



Long Pulse



## Epicare treatment modes

### Mode “Coagulative”

The Epicare's coagulative mode creates **narrow ablation micro-tunnels** (black arrow) surrounded by **wide coagulation zones** (Orange Zone). At the **15% maximum density** (based on  $\sim 350\text{ }\mu\text{m}$  coagulation width), the ablation portion is **under 1.5%**, giving an ablation-to-coagulation ratio of  $\sim 0.1$ .

This mode is **less painful, less bleeding**, and the **epidermis closes within 24 hours**.

Unlike conventional non-ablative lasers, the coagulation is produced by **uniform depth heating** (not tied to the absorption curve), and heat **does not extend much beyond the coagulated tissue**.



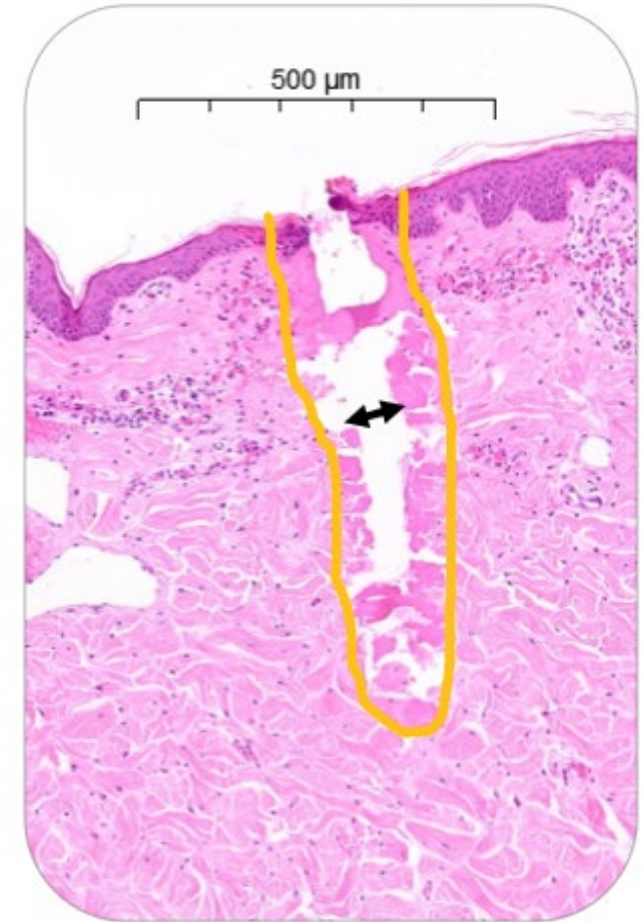


## Epicare treatment modes

### Mode “Ablative”

The Epicare’s ablative mode creates **narrow ablation micro-tunnels** (black arrow) with **narrow surrounding coagulation** (**Orange Zone**). At the **8% maximum density** (based on  $\sim 150\ \mu\text{m}$  coagulation width), the ablation area is  **$\sim 3.5\%$** , giving an ablation-to-coagulation ratio of  **$\sim 0.8$** .

The **microtunnels are much narrower** than  $\text{CO}_2$  lasers, with a **similar ablation/coagulation ratio**.



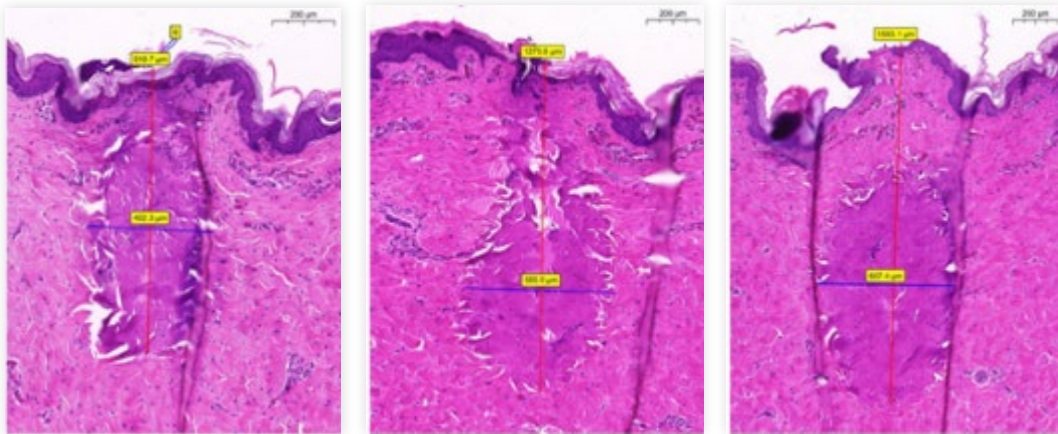
# Histological comparison

## Actual Coagulation width

80 mJ

120 mJ

160 mJ

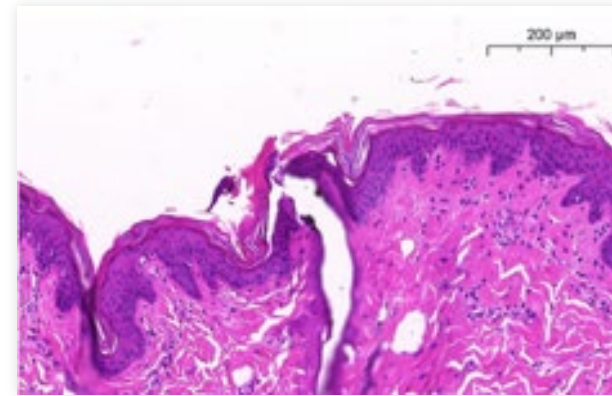


High coagulation microcolumns  
at various energies

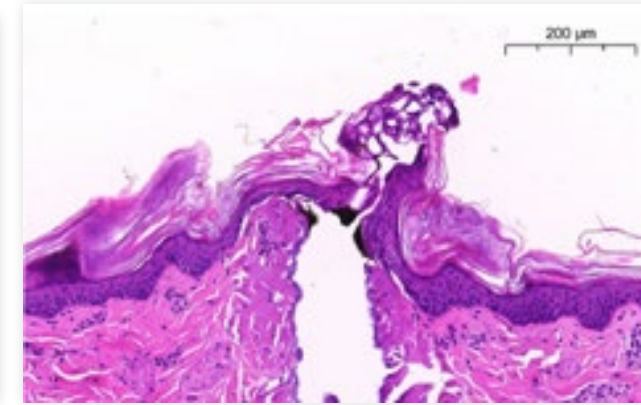
**300%** coagulation

## Ultra Narrow Spots

LASERTEAM



CO2 Technologies



A side-by-side comparison  
between our low-frequency  
operation and the CO2RE  
ablation with the same scale








# Proven efficacy in published studies

## Lasers in Surgery and Medicine

PRECLINICAL STUDY **OPEN ACCESS**

### Evaluation of a Novel Ablative 1940 nm Pulsed Laser for Skin Rejuvenation

Yoav Gronovich<sup>1</sup>  | Yaniv Raderman<sup>1</sup> | Ronen Toledano<sup>1</sup> | Rotem Nahear<sup>2</sup> | Neria Suliman<sup>2</sup> | Alon Shacham<sup>2</sup> | David Fridman<sup>2</sup> | Salman Noach<sup>2,3</sup>

<sup>1</sup>Plastic and Reconstructive Surgery Department, Shaare Zedek Medical Center, Jerusalem, Israel | <sup>2</sup>Laser Team Medical Ltd., Jerusalem, Israel | <sup>3</sup>Department of Applied Physics, Electro-Optics Engineering Faculty, Jerusalem College of Technology, Jerusalem, Israel


Correspondence: Yoav Gronovich ([yoavgg@gmail.com](mailto:yoavgg@gmail.com))

Received: 18 February 2024 | Revised: 29 May 2024 | Accepted: 18 April 2025

Keywords: 1940 nm | ablative | laser | resurfacing | skin rejuvenation

PRECLINICAL STUDY **OPEN ACCESS**

### Safety Assessment of a 1940 nm Tm:YAP Laser for Fractional Skin Ablation in a Swine Model

Yuval Ramot<sup>1,2</sup>  | Michal Steiner<sup>3</sup> | Udi Vazana<sup>4</sup> | Rotem Nahear<sup>5</sup> | Neria Suliman<sup>5</sup> | David J. Friedman<sup>5</sup> | Salman Noach<sup>5,6</sup> | Abraham Nyska<sup>7</sup>

<sup>1</sup>Department of Dermatology, Hadassah Medical Center, Jerusalem, Israel | <sup>2</sup>The Faculty of Medicine, Hebrew University of Jerusalem, Jerusalem, Israel | <sup>3</sup>Preclinical Consultant, Rehovot, Israel | <sup>4</sup>LAHAV CRO, Kibbutz Lahav, Israel | <sup>5</sup>Laser Team Medical Ltd., Jerusalem, Israel | <sup>6</sup>Department of Applied Physics, Electro-Optics Engineering Faculty, Jerusalem College of Technology, Jerusalem, Israel | <sup>7</sup>Consultant in Toxicologic Pathology, Tel Aviv University, Tel Aviv, Israel

Correspondence: Abraham Nyska ([anyska@nyska.net](mailto:anyska@nyska.net))

Received: 23 February 2025 | Revised: 11 April 2025 | Accepted: 18 April 2025

Funding: The study was funded by LaserTeam Ltd., Jerusalem, Israel and supported by the Israel Innovation Authority (Grant No. 73276).

Keywords: 1940 nm laser | collagen remodeling | dermatologic applications | epidermal regeneration | fractional laser ablation | histopathology | laser safety and efficacy | skin resurfacing | swine model | thulium-doped yttrium aluminum perovskite (Tm:YAP)



## Granted Patents

### 2 $\mu$ m Q-SWITCH Technology

Enable to achieve high energy pulses in nanosecond regime

Status: **GRANTED**

Filing date: April 2, 2018

Granted US Patent No. 10,978,850



### 1.7 to 3 $\mu$ m Tunable Q-Switch Technology

Enable to achieve different wavelengths of high energy pulses in nanosecond regime with a tunable spectral range of at least 20 nm;

Status: **GRANTED**

Filing date: May 22, 2019

Granted US Patent No. 11,791,602



## Pending Patents

### Precise control over laser medical treatments

Enable to achieve Different controlled depth and different controlled coagulation width on a human tissue (skin)

Status: **PENDING** - National phase  
(US; China; European patent office; Korea)

Filing date: Aug 29, 2023

Pending PCT Application No. PCT/IL2023/050915



### Special laser pulse scanning to achieve fast treatment

Enable to achieve ultra fast treatment on treated area

Status: **PENDING PCT**

Filing date: Jan 25, 2024

Pending PCT Application No. PCT/IL2024/050100



# Future applications and markets



## Gynecology

Vaginal  
rejuvenation  
and more



## Ophthalmology



## ENT

Middle ear surgery,  
stapedotomy  
Laryngeal cancer,  
and more



## Brain Surgery

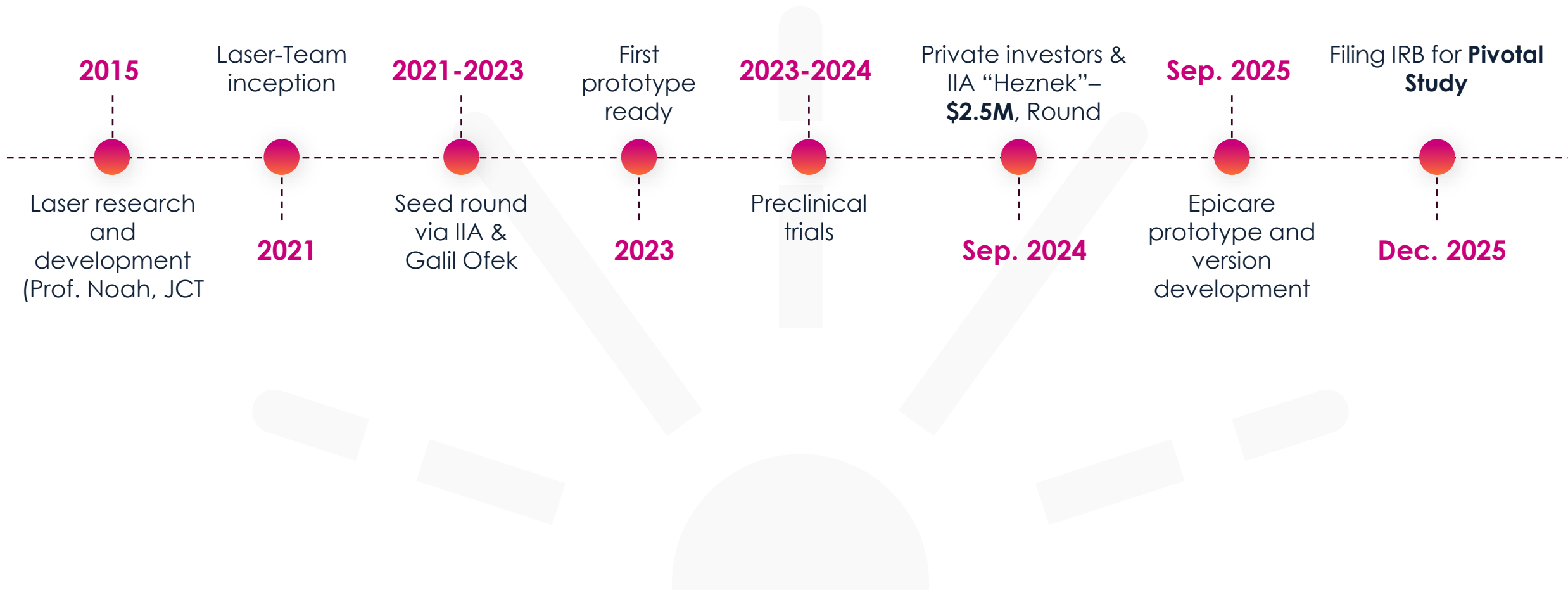


## Drug Delivery

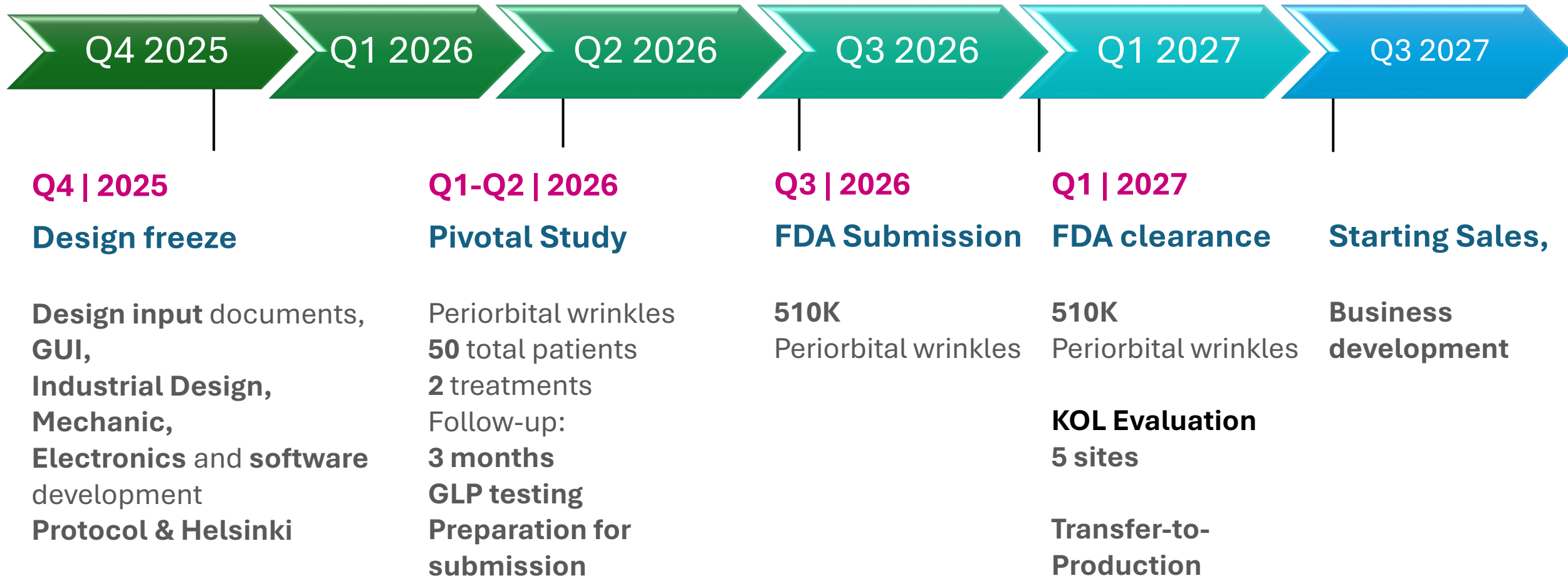
Enhanced trans  
dermal drug  
delivery



# Company history



# Roadmap (9/24 – 9/27)



# Regulatory pathway to market success

Executed by Hogan Lovells US LLP and BioVision Ltd.

## 510(k) submission

Q3  
2026

Estimated time  
for the  
submission date

Q1  
2027

Estimated time  
to receive FDA  
clearance

**Pre-Submission meeting, to obtain the FDA's early feedback on the proposed regulatory strategy:**

1

**Indications for Use:** The Epicare System is indicated for dermatological procedures requiring ablation, coagulation and resurfacing of soft tissue for the treatment of wrinkles.

2

**Predicate and Reference devices:**

- Primary Predicate: LASEMD Laser System (K171009)
- Reference Device: Syneron Medical Ltd. CO2RE (K151655)

3

**GLP Animal Study:** evaluation of the Safety and Efficacy of the Epicare System in Performing Fractional Skin Ablation in a Swine Model

4

**Clinical Study:** A Prospective, Interventional, Study for the Assessment of the Safety and Efficacy of Epicare for the Treatment of Periorbital Wrinkles





# MARKET SUMMARY

Reflecting newest trends, consumer behavior, and energy-device market shifts

- Skin rejuvenation with fast, visible results and **minimal downtime** is now the #1 unmet need, especially among Millennials.
- Demand for **ongoing anti-aging treatments** continues to rise, driven by **preventive care** and earlier adoption.
- Existing technologies still have major limitations, especially for Asian, Hispanic, Middle Eastern, and darker skin tones, increasing demand for **safer alternatives**.
- Premium rejuvenation devices continue to command the highest physician fees, and the market is willing to **pay more for superior outcomes**.
- Demand for **full-body rejuvenation** is rising, including hands, neck, chest, and off-face pigmentation.
- Clinics are aggressively replacing older CO<sub>2</sub> systems, **seeking technologies that offer CO<sub>2</sub>-level outcomes with dramatically lower downtime** and lower PIH risk.



# Raising \$10M (2026 – 2028)

## Marketing & regulations (5 M)

Regulatory submissions (1M): CE, CFDA

**NEW indication, Clinical trials and Regulatory submissions (total: 2M):**

Tightening, Rejuvenation, Pigmentation, Acne Scarring, Scars, for all skin types

## PR campaigns (0.5M)

Build stock, Sales & Distribution force and KOL's (1.5M)

## R&D + Engineering (2 M)

### Next generation product:

Articulated Arm transition to fiber (0.5M)

Higher energy laser development (0.5M)

### Cost reduction project (1M)

Decrease BOM from

New Articulated Arm

Injection molds for plastic parts and sand casting

Dedicated electronics and firmware

## G&A + IP ( 3M)

IP worldwide (0.5M)

G&A for 3 years (2.5M)

# **Our team** is a collection of engineers and medical doctors who understand the market and its needs



CEO

**Pini Ben Elazar, MBA**

Veteran CEO in healthcare, led Mor Research applications, TTO of Clalit for 20 years.  
Founded more than 80 startup companies.



CTO & CO-Founder

**Prof. Salman Noach**

Veteran CTO with 25 years of experience, inventor and founder of the 2 $\mu$ m solid-state laser lab at JCT, a faculty member at the physics department at JCT.



CMO

**Dr. David J. Friedman, MD.**

Expert in non-surgical aesthetic and laser dermatology, with extensive experience in clinical trials and training.  
US Board Certified Dermatologist in the US and Israel. Former Assistant Professor at Brown. Medical Director of Candela Israel and Physician Trainer at Allergan Israel.



COO

**Avi Mendelson, B.SC**

Over 25 years of senior management in R&D and operations within startup and leading Medical Device companies (Lumenis, Candela)



# Scientific advisory board



**Dr. Jeffrey S. Dover, MD**

A former Associate Professor of Dermatology at Harvard Medical School, he is the author of over 550 scientific publications and has co-authored and edited over 55 textbooks. Dr. Dover is the past president of the American Society for Lasers in Medicine and Surgery, the American Society for Dermatologic Surgery, and the New England Dermatology Society.



**Paul M. Friedman, MD**

Director of Dermatology & Laser Surgery Center in Houston. Board-certified in dermatology, he trained at NYU and completed a fellowship in dermatologic and Mohs surgery. He is recognized globally for his advancements in dermatologic laser treatments.



**Dr. Sarit Cohen, MD**

Head of the Israeli Center of Facial Sculpting, specializes in invasive and minimally invasive facial aesthetic procedures. Board-certified in plastic, reconstructive, and aesthetic surgery, she is a consultant for leading aesthetic companies and has published extensively on facial and body procedures.



**Dr. Yakir Levin, MD, PhD**

An Assistant Professor of Dermatology at Harvard Medical School and is a physician-scientist at the Massachusetts General Hospital. He maintains an active clinical practice at MGH's acclaimed Laser and Cosmetic Center and a significant research portfolio at its world-renowned Wellman Center for Photomedicine. He subspecializes in aesthetic dermatology and in the treatment of disfiguring birthmarks in children and conducts human and preclinical research studies geared toward improving these treatments







## Invest in Epicare

The game-changing innovation the laser market has been waiting for!

# Thank You!

[pinib@lasertm.com](mailto:pinib@lasertm.com)



**LASERTEAM**  
Medical laser technology